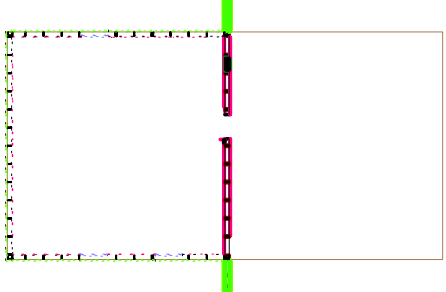
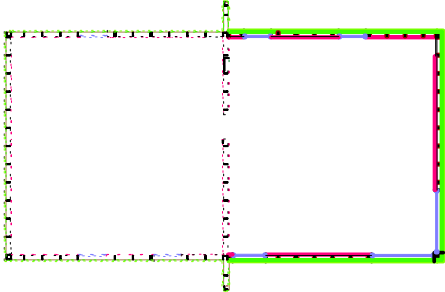
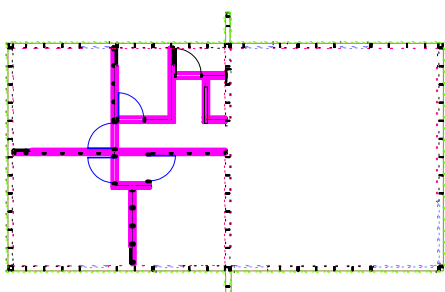
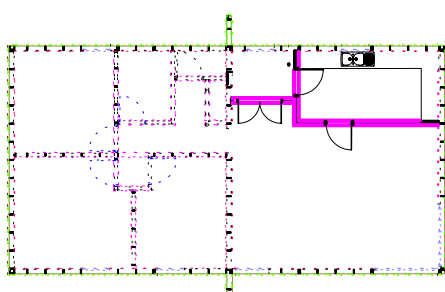
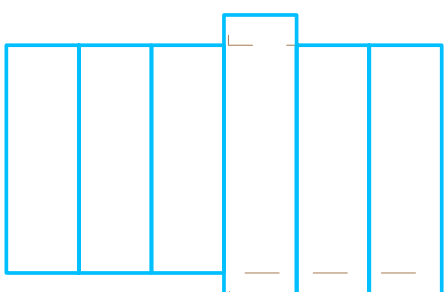
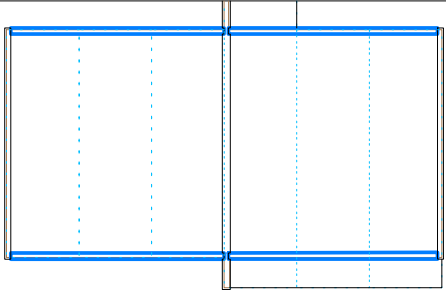
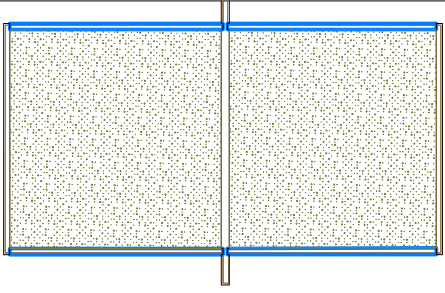
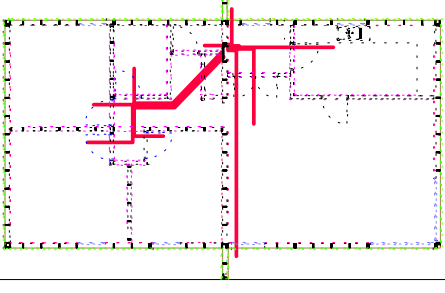
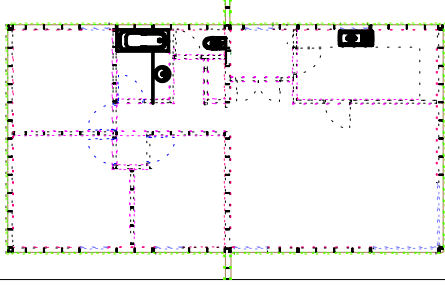


<b>implantation</b>	<b>fondation micropieux</b>	<b>pose planchers bas</b>	<b>pose lisse basse</b>	<b>pose groupes mur 1</b>
				
<b>pose mur refend</b>	<b>pose groupe murs 2</b>	<b>pose cloisons 1</b>	<b>pose cloisons 2</b>	<b>pose plancher hauts</b>
à partir de cette etape l'ensemble est hors d'eau - hors d'air une equipe terminera les extérieurs l'autre equipe pourra intervenir pour finir les intérieurs de façon silmultanée			pose des couvre joints en recouvrement du clin	couvertine protection des auvents etc....
<b>planning</b>	<b>pose des arases</b>	<b>etancheite</b>	<b>pose couvre joints</b>	<b>divers</b>
			pose sur l'ensemble de la construction de granules d'egalisation type fermacel puis pose de dalles fermacel type ..... pour recevoir un revetement	pose de carrelage colle ou parquet et pose de plinte en peripherie
<b>raccord electricite</b>	<b>raccord plomberie</b>	<b>raccords fermacel</b>	<b>pose plaque sol</b>	<b>pose revetements</b>

**maison A4 cabourg**

**ordre montage**

